





# ■ Roam Around the Roman Gallery

Cross Curricular Resources for Primary Schools



## Segedunum: Roam Around the Roman Gallery

### Cross Curricular Resources for Primary Schools

Each activity is linked to a part of the Roman Gallery. Please refer to the plan below.

#### Literacy

- ☐ Drinks: Then and Now (1) 2
- ☐ Traders from the Hills (2) 4
- ☐ Literacy Answer Sheet 6

#### Maths

- ☐ Counting House (3) 7
- ☐ Counting House Answer Sheet 8
- ☐ Roman Shopping (4) 9

#### Science

- ☐ Buried Objects (5) 10

#### History

- ☐ Matching Objects (6) 11

#### PSHE

- ☐ Hospital Quiz (7) 12
- ☐ Hospital Quiz Answer Sheet 15

#### Latin

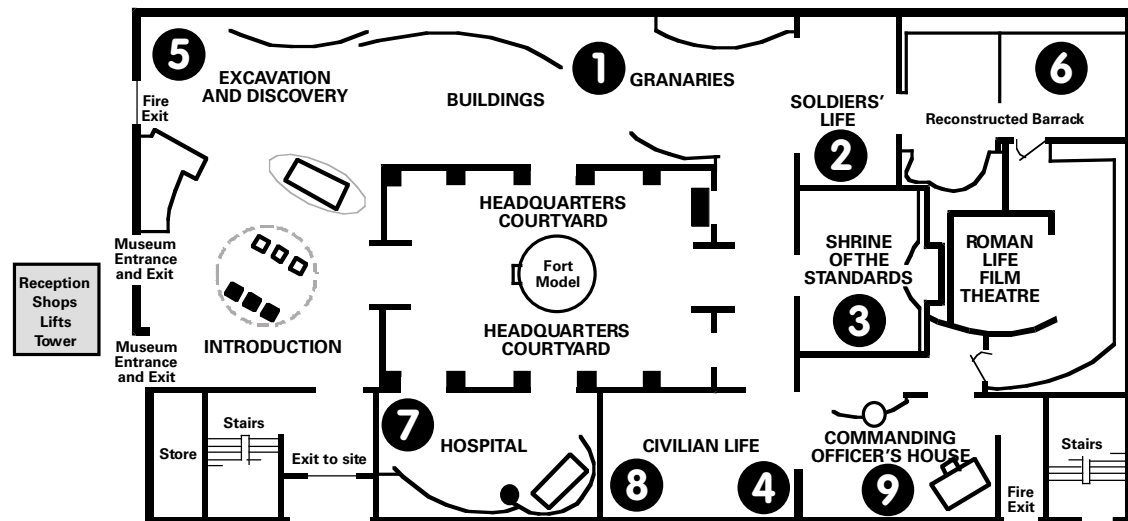

- ☐ Latin 1: In taberna *In the Shop* (2) 16
- ☐ Latin 2: In taberna *In the Shop* (8) 20

#### Art

- ☐ 9. Murals 21

#### Contact Details and Booking

- ☐ General Information 23
- ☐ How to book 24





## **Literacy:** Drinks: Then and Now

Find the Roman mug, cup and glass in the gallery. What does a mug cup and glass look like today?  
Can you draw them? Label your drawing.

Then

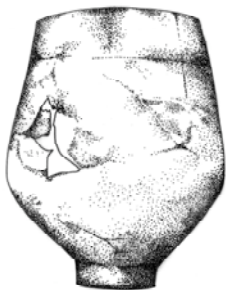


mug

Now



m \_\_\_\_\_




cup



c \_\_\_\_\_

Then

Now



glass



g \_\_\_\_\_

**Then**

Can you think of three Roman drinks?

---

---

---

**Now**

Can you think of three drinks you might have today?


---

---

---




## ■ Literacy: Traders from the Hills



We have a flock of s \_\_\_\_\_ We make wool. Wool feels \_\_\_\_\_

We have a herd of c \_\_\_\_\_ We make leather. Leather feels \_\_\_\_\_





Wool is used to make \_\_\_\_\_

Leather is used to make \_\_\_\_\_

We sell them at the market outside the fort.

## Literacy: Answer Sheet

### Drinks: Then and Now

Can you think of three Roman drinks?

Beer (mug)

Wine (cup)

Milk (glass)

### Traders from the hills

We have a flock of **sheep**. We make wool. Wool feels...

We have a herd of **cows**. We make leather. Leather feels...

Wool is used to make **tunics, trousers, cloaks**.

Leather is used to make **bags, shoes, belts**.






## Maths: Counting House


### Standards

1. How many standards are made from a spear?
2. How many standards have round plates on?
3. How many round plates are on one standard?
4. If 1 round plate = 1 victory in battle, how many victories have been won? (count all the standards)

### Coins

1. How many coins are there?
2. How many coins are made of gold?
3. What shape are they?    (tick one)

### Treasure

1. How many silver saucepans are there?
2. How many plates are this shape?  (rectangle)
3. How many pieces of treasure are there?

$$\begin{array}{r}
 \text{Case 1} \quad \boxed{\phantom{00}} \\
 + \\
 \text{Case 2} \quad \boxed{\phantom{00}} \\
 \\
 = \quad \boxed{\phantom{00}}
 \end{array}$$





# Maths: Counting House Answer Sheet


## Standards

1. How many standards are made from a spear?
2. How many standards have round plates on?
3. How many round plates are on one standard?
4. If 1 round plate = 1 victory in battle, how many victories have been won? (count all the standards)

## Coins

1. How many coins are there?
2. How many coins are made of gold?
3. What shape are they?  ☒  (tick one)

## Treasure

1. How many silver saucepans are there?
2. How many plates are this shape?  (rectangle)

3. How many pieces of treasure are there?

Case 1

+

Case 2

=

## Maths: Roman Shopping

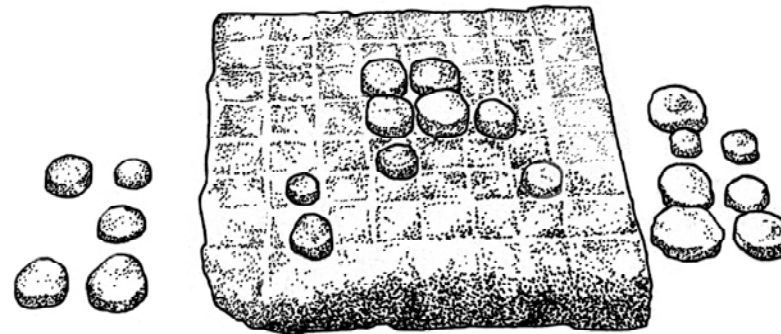


**You have 20 coins** What will you pay?

Game \_\_\_\_\_

Bowl \_\_\_\_\_

Necklace \_\_\_\_\_



In the museum there is an old broken Roman game, bowl and necklace. Have you seen them?



## **Science:** Buried Objects

These are objects which belonged to the people of Segedunum in Roman times. They were either **lost**, thrown away as **rubbish** or **left behind**.

The objects stayed in the ground for 2000 years until they were uncovered by the archaeologists. The objects you can see in the case have survived for such a long time because of the material they are made of and the type of ground they were buried in.

They have been **preserved**.

Many more objects were left by the Roman people, but have **decayed** (rotted away) so there is nothing left to see. The replica Roman boot, spindle and distaff show you what they looked like in Roman times.

The archaeologists need to know what materials the Roman objects in the case are made of. They have some ideas and have written them down in the box below. Can you help them by circling the materials you can see in the case?

### Archaeologist's Ideas

Metal

Chocolate

Bone

Paper

Cloth

Wood

Plastic

Glass

Shell

Pottery

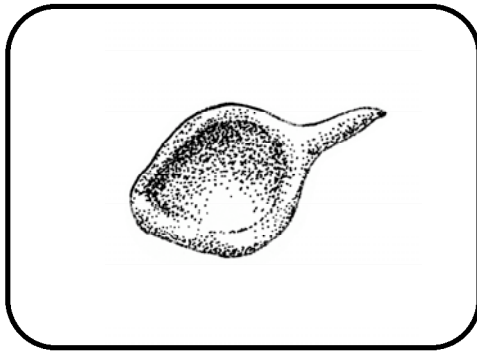
Stone

## History: Matching Objects


In the barrack look at the objects in the glass case in the wall.

Can you find the objects in the pictures?

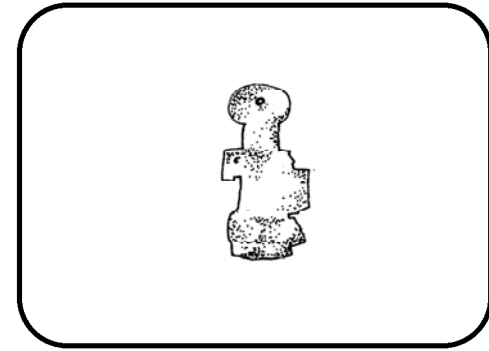
Look at the Barrack Room, can you find the matching object?



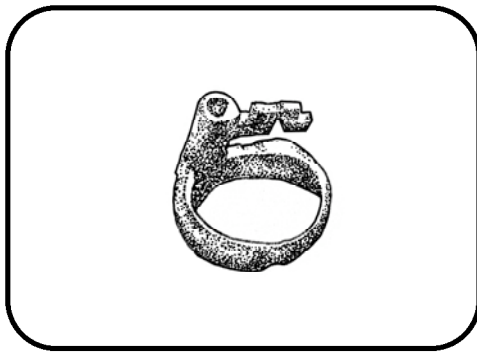
Lamp  
Look on the table



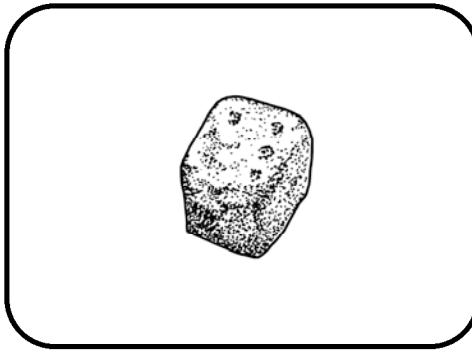
Gaming counters  
Look on the table



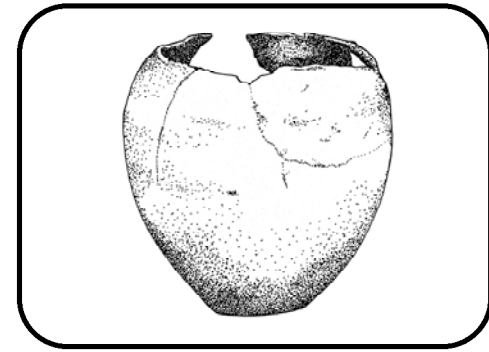
Box fitting  
Look under bed



Key Ring  
Look on the bed



Die  
Look on the bed



Pot  
Look on the floor



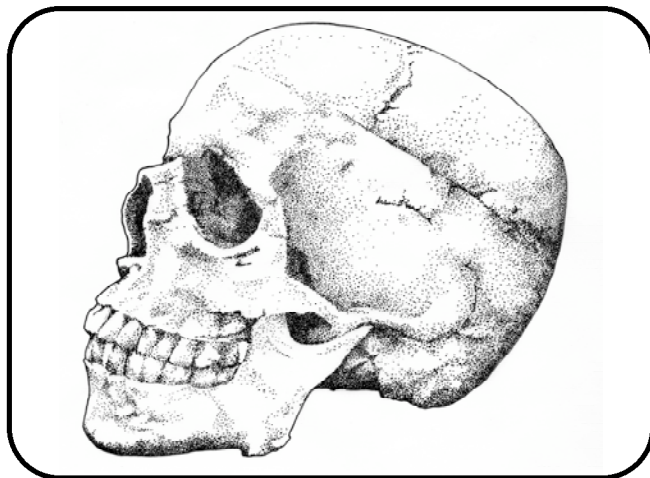
## ■ PSHE: Hospital Quiz



### **Valetudinarium** (the Hospital)

Look at the objects and information in the hospital gallery to find the answers to these questions.

**1**



**How do we know this person survived the sword wound to his head?**

---


---

---

---



**2 Can you find the Roman cure for these problems?**



What can we do about headaches today?

---



---



How do we cure coughs today?

---



---

The Romans did not have anaesthetics for operations or very good pain relief. They did not know about germs either. **What do we do today to look after our health and stop germs today?**

---





---



---

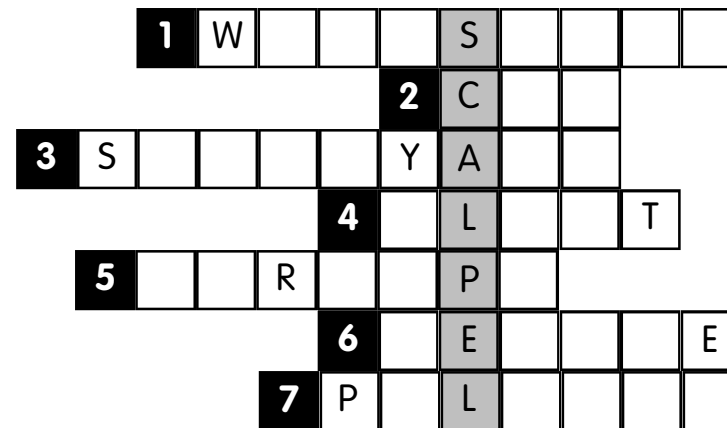




### 3 Fill in the blanks to complete the crossword

1. The doctor sharpens his blades on this.
2. This was used to collect a patient's blood.
3. You can weigh ingredients with this.
4. Probes can be sharp or \_ \_ \_ \_ \_ .
5. One of the most common tools, you would hold a wound apart with these or remove eyelashes.
6. Used in eye operations.
7. Used for mixing ointments and rolling pills.

**The handheld panel, "Replica Surgical Tools" will help you.**




## PSHE: Hospital Quiz Answer Sheet

Fill in the blanks to complete the crossword

1. The doctor sharpens his blades on this.
2. This was used to collect a patient's blood.
3. You can weigh ingredients with this.
4. Probes can be sharp or \_ \_ \_ \_ \_ .
5. One of the most common tools, you would hold a wound apart with these or remove eyelashes.
6. Used in eye operations.
7. Used for mixing ointments and rolling pills.

The handheld panel, "Replica Surgical Tools" will help you.





## **Latin 1:** In taberna *In the shop* (linked to Literacy: Traders from the Hills)

**A conversation between a shopkeeper and a customer.**

There are phrase cards and a 'Useful Word' sheet to help you

### **Example conversation:**

<b>Shopkeeper:</b>	Salve domina	<i>Hello Madam</i>
<b>Customer:</b>	Salve domine	<i>Hello Sir</i>
<b>Shopkeeper:</b>	Quid requiris?	<i>What would you like?</i>
<b>Customer:</b>	Albam tunicam requiro	<i>I would like a white tunic</i>
<b>Shopkeeper:</b>	Duo denarii constat.	<i>That costs two denarii.</i>
<b>Customer:</b>	Ecce pecunia!	<i>Here's the money!</i>
<b>Shopkeeper:</b>	Gratias ago.	<i>Thank you.</i>
<b>Customer:</b>	Vale.	<i>Goodbye.</i>
<b>Shopkeeper:</b>	Vale.	<i>Goodbye.</i>

Different items and different prices can be chosen from the worksheet and fitted into the phrases.

### **Useful Words**

#### **Colours**

<b>rubram</b>	red
<b>caeruleam</b>	blue
<b>flavam</b>	yellow
<b>viridem</b>	green
<b>albam</b>	white
<b>fuscam</b>	brown

#### **Clothes and objects**

<b>tunicam</b>	tunic
<b>pallam</b>	shawl
<b>lacernam</b>	cloak
<b>vestem</b>	dress
<b>zonam</b>	belt

#### **Prices in denarii**

<b>duo denarii</b>	two denarii
<b>tres denarii</b>	three denarii
<b>quattor denarii</b>	four denarii
<b>quinque denarii</b>	five denarii





**Salve domina**

Hello Madam



**Salve domine**

Hello Sir



**Quid requiris?**

What would you like?



**...requiro**

I would like...







**...constat**

That costs...



**Ecce pecunia!**

Here's the money



**Gratias ago**

Thank you



**Vale**

Goodbye





**Vale**

Goodbye

Cut these cards up and use them to help you make up your own conversations in Latin.

The two last cards can be used to make your conversation longer.



**Quid aliud?**

Anything else?



**Nihil iam.**

Nothing now.



## **Latin 2:** In taberna *In the shop* (linked to Maths: Roman Shopping)

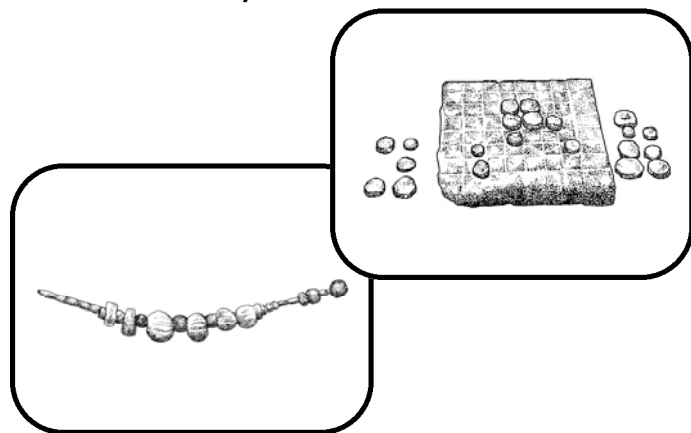
In this conversation between a shopkeeper and a customer many of the phrases in Latin 1 can be used. There are new phrases for the objects for sale and the prices. Additional words are given to add two or three items together.

### Objects for sale

**parvum ludum** : a small game  
**magnum ludum** : a big game  
**pulchram crateram** : a fine bowl  
**rubrum monilem** : a red necklace  
**caeruleum monilem** : a blue necklace  
**viridem monilem** : a green necklace  
**flavum monilem** : a yellow necklace

### Additional words

**et** and  
**constant** they cost



### Prices

**Parvus ludus quattuor denarii constat**  
A small game costs four denarii  
**Magnus ludus quinque denarii constat**  
A big game costs five denarii  
**Pulchra cratera decem denarii constat**  
A fine bowl costs ten denarii  
**Rubrum monile quinque denarii constat**  
A red necklace costs five denarii  
**Caeruleum monile sex denarii constat**  
A blue necklace costs six denarii  
**Viridis monile sept denarii constat**  
A green necklace costs seven denarii  
**Flavum monile octo denarii constat**  
A yellow necklace costs eight denarii

### More useful numbers

9. **novem**
10. **decem**
11. **undecim**
12. **duodecim**
13. **tredecim**
14. **quattuordecim**
15. **quindecim**
16. **sedecim**
17. **septendecim**
18. **duodeviginti**
19. **undeviginti**
20. **viginti**

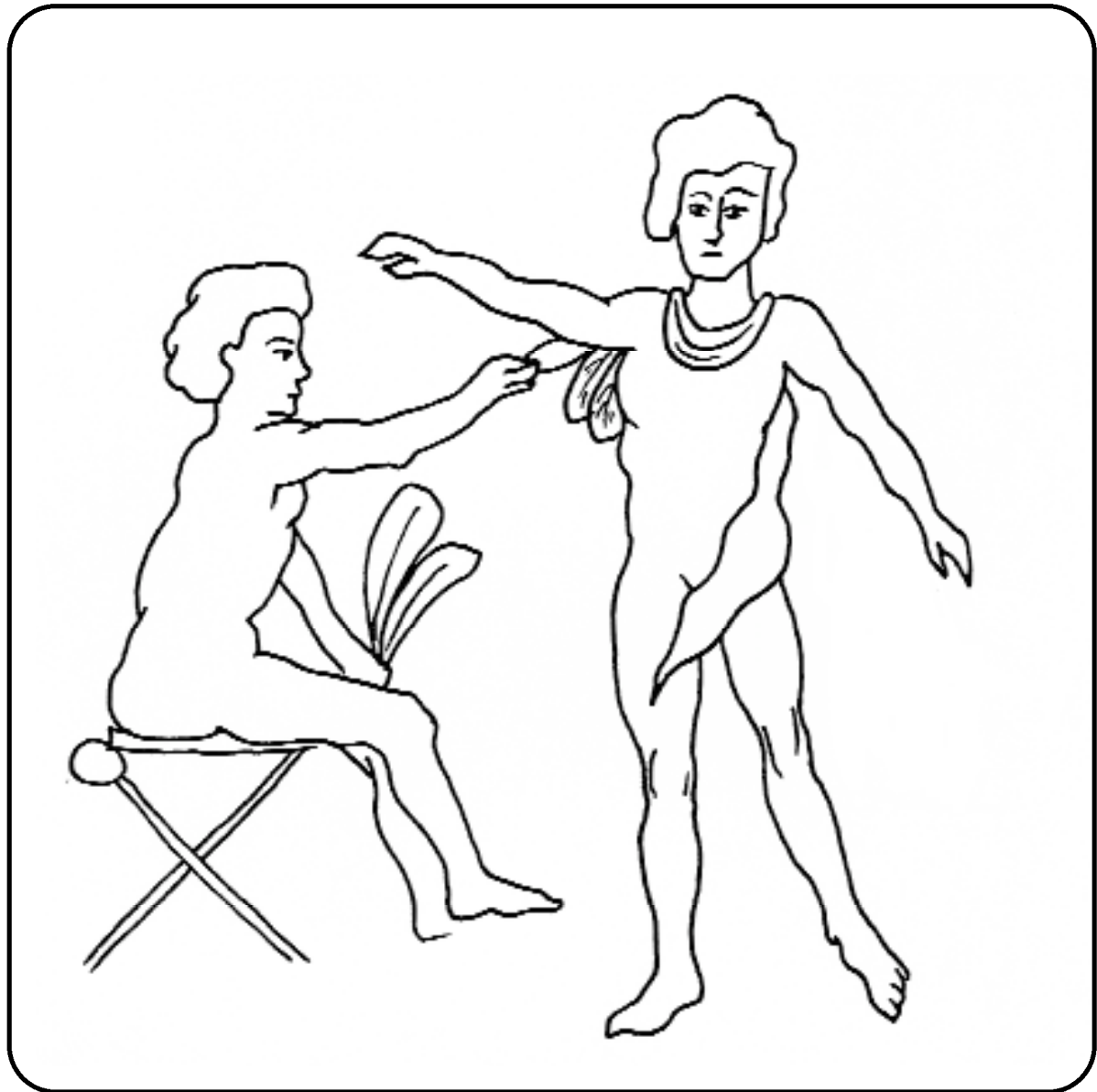
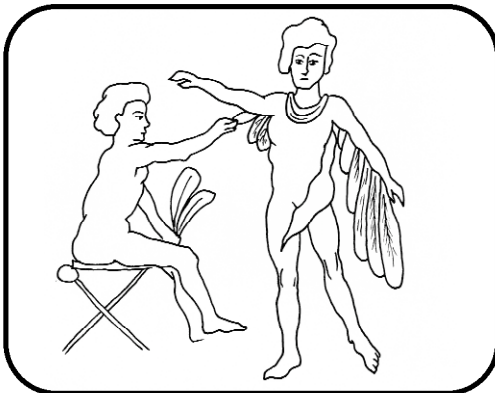
*Parvus ludus et  
rubrum monile  
novem denarii  
constant*



## Art: Murals

These pictures are not finished. Look at the murals in Commanding Officer's House to help you to finish the drawing.


### Daedalus and Icarus





These pictures are not finished. Look at the murals in Commanding Officer's House to help you to finish the drawing.

### Theseus and the Minotaur



## Contact Details and Booking

### General Information

#### Enjoy a day out at Segedunum

Discover objects found on site in the Roman Gallery. Meet the characters from the past who come alive in the video and computer interactives. Try on costumes, touch pottery and stone, design a wall painting, play Roman games, try building a Roman arch and more!

See the archaeological remains of the fort and visit Hadrian's Wall itself. There are steps to climb to the top of one section of wall reconstructed to its full height. Go inside the replica Bath House and enjoy the frescoes based on original remains.

Explore the Roman Garden nearby to find out more about the herbs and plants of Roman Britain. Take a ride to the top of the viewing tower and view the entire fort beneath.

The Industry Gallery tells you about mining and the later ship building achievements.

#### Curriculum Links

History: Romans. Local study

Science: Investigating materials, plants, diet, skeletons

Literacy, Numeracy, Geography, Art, P.E., Latin, Design and Technology.

#### Resources:

- The Activities Area can be booked for packed lunches
- Teacher's Packs
- Literacy Pack - Fabulous Finds
- KS2 Scheme of Work - Roman Case Study
- Cross Curricular Workshop Programme and Science Activities for KS2 and 3
- Handling trolley for use in Bath House
- Special exhibitions and workshops

#### Segedunum

Buddle Street,  
Wallsend

NE28 6HR

tel: 0191 236 9347

fax: 0191 295 5858

textdirect: 18001 0191 236 9347

[www.twmuseums.org.uk/schools](http://www.twmuseums.org.uk/schools)





**Other titles available from  
Segedunum Learning Team:**

**Tour the Romans' Wonderful Way  
of Life**

Site Visit Resources for Primary  
Schools

**Roam Around the Roman Gallery**


Cross Curricular Resources for Primary Schools

**Relive the Romans**

Classroom Resources for Primary Schools

**Culture Shock: Understanding Heritage**

Resources for Secondary Schools



**How to book**

Please telephone our reception staff. You may want to discuss the date of your visit to fit your requirements into the day's events.

Staff are happy to discuss a variety of options and hold dates under "provisional booking". However, when you have decided on the date this must be confirmed with Museum staff.

All groups booked in will receive a confirmation letter.


Please do not hesitate to contact us with any queries.

Please let us know if you have any disability related access requirements.

**This pack is fully photocopiable.**

**Author:** Maggie Birchall, Tyne and Wear Museums

**Design and Production:** NDS




## Roam Around the Roman Gallery

Cross Curricular Resources for Primary Schools

Includes information, guides and activities for:

- |            |         |
|------------|---------|
| ■ Literacy | ■ PSHE  |
| ■ Maths    | ■ Latin |
| ■ Science  | ■ Art   |
| ■ History  |         |



**HADRIAN'S WALL**  
WORLD HERITAGE SITE



Supported by the National Lottery through the  
**Heritage Lottery Fund**



North Tyneside Council